

GRINDSTONE INDUSTRIAL PROPERTIES

FOR LEASE

40,000 SF ■ 80,000 SF ■ 120,000 SF
NORTHEAST DISTRIBUTION CENTER

101 N BELMONT BLVD
KANSAS CITY, MISSOURI



GREAT BUILDING

CONVENIENT LOCATION


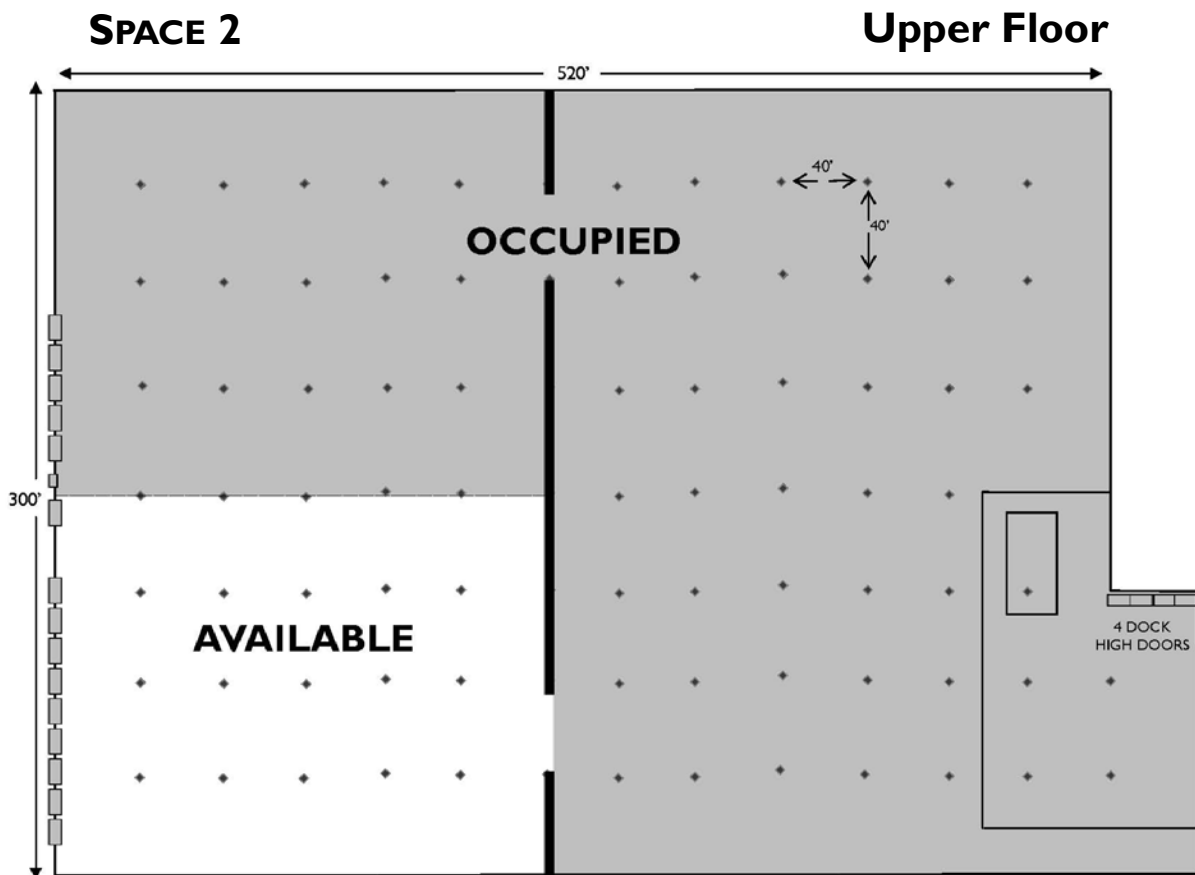
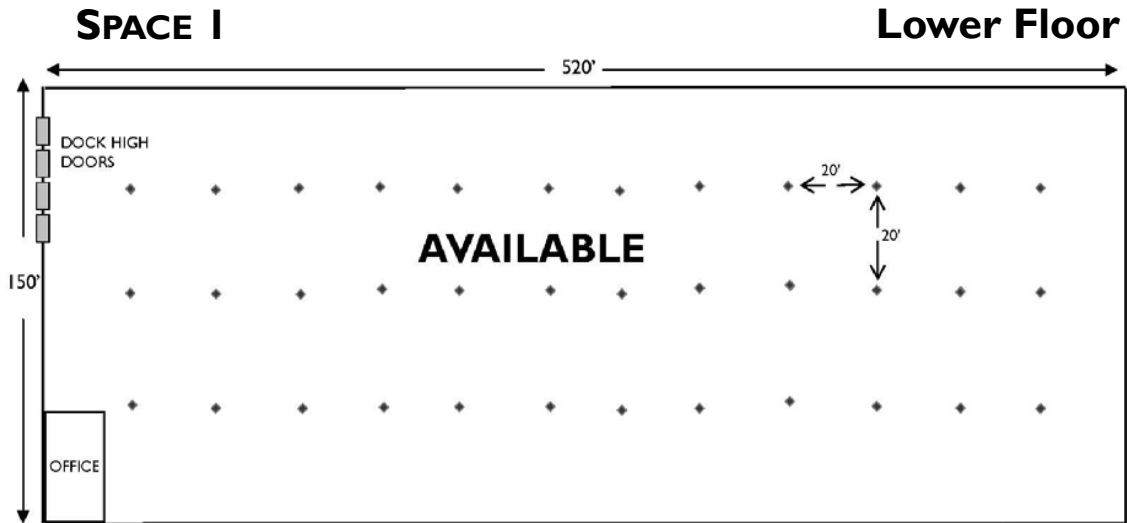
SPECIFICATIONS

SPACE 1	SQUARE FOOTAGE	80,000
	OFFICE SQUARE FOOTAGE	800
	CLEAR HEIGHT	18' - 10"
	COLUMN SPACING	20' x 20'
	LOADING	4 DOCK HIGH DOORS
	LEASE RATE	\$1.95/SF GROSS INDUSTRIAL

SPACE 2	SQUARE FOOTAGE	20,000 - 40,000
	CLEAR HEIGHT	18' - 10"
	COLUMN SPACING	40' x 40'
	LOADING	9 DOCK HIGH DOORS 1 DRIVE-IN DOOR
	LEASE RATE	\$1.95/SF GROSS INDUSTRIAL

TOTAL SPACE	TOTAL SQUARE FOOTAGE	120,000
	BUILDING DIMENSIONS	300' x 520'
	LAND AREA	11 ACRES
	CONSTRUCTION	CONCRETE & STEEL
	SPRINKLER	WET
	FLOOR	CONCRETE
	LIGHTING	FLUORESCENT
	ELECTRIC	480 AMP / 220 VOLT / 3 PHASE

FLOOR PLAN



GRINDSTONE INDUSTRIAL PROPERTIES

**GRINDSTONE
INDUSTRIAL PROPERTIES**

816-421-1500

1600 GENESSEE, SUITE 650
KANSAS CITY, MO 64102

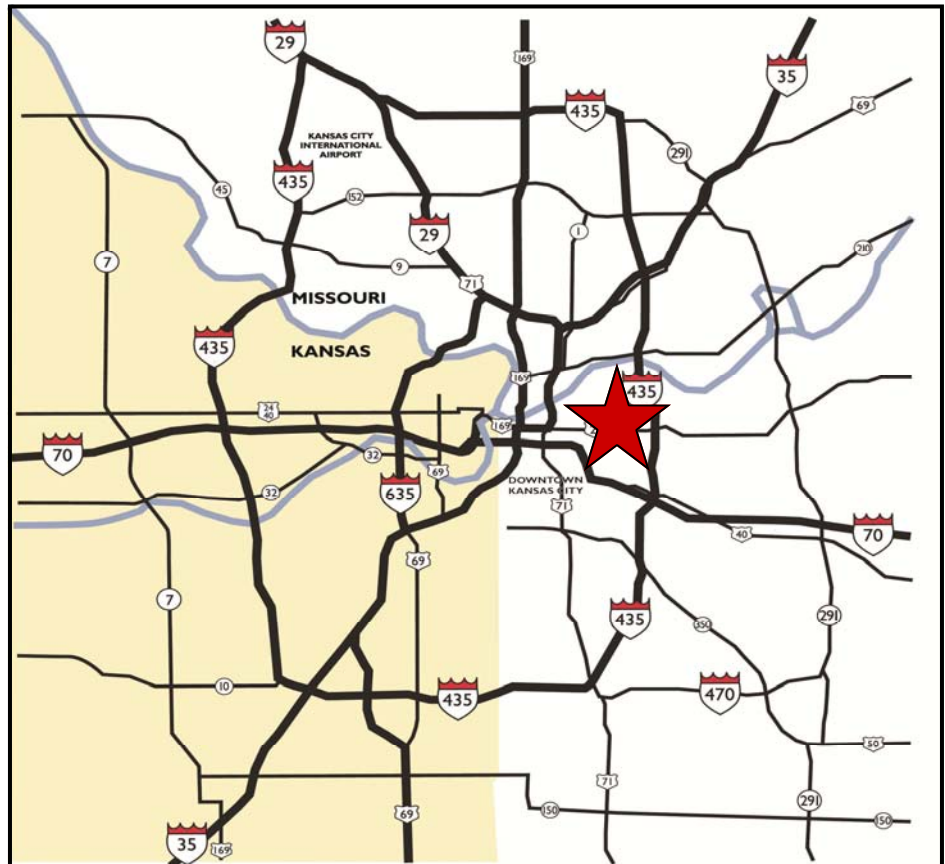
www.grindstone-properties.com



**PAUL E NEAL
SIOR, CCIM
PRESIDENT**

816-421-1510

pneal@grindstone-properties.com



**FOR MORE INFORMATION OR TO TOUR THIS PROPERTY
PLEASE CONTACT:**

GRINDSTONE INDUSTRIAL PROPERTIES

816-421-1500